



16th Annual Super Speedway Weekend

September 15-16, 2012



TEXAS
MOTOR SPEEDWAY®

The Great American Speedway!™



Event Information



Booklet



Cowtown Vettes

16th Annual Super Speedway Weekend Information Book Contents

Weekend Coordinator	3
Event Chairpersons	3
Functional Chairpersons	3
Check-In / Tech	4
Insurance Waiver Forms	4
Overnight Storage for your Car and/or Rig	4
Tech Inspection	5
Event Run Order	6
Staging	7
Multiple Drivers	7
Posting of Run Times	8
Cones, Penalties, and Red Flags	8
Laps Around the NASCAR OVAL	9
Hospitality	9
Victory Circle will be Open for Pictures	9
Concessions	9
TMS Infield Map	9
Local Information	10
Facility Map	11
A Cowtown Thank You	12

Cowtown Vettes

16th Annual Super Speedway Weekend

We Welcome You to the 16th Annual Super Speedway Weekend at Texas Motor Speedway in Fort Worth, TX. We hope that you find the course changes this year both fun and exciting.

Weekend Coordinator: **Doug McMahan**

Co-Coordinator: **Rick Watson**

Event Chairpersons: X-1: Doug McMahan & Jim Forsythe
X-2: Paul & Viola Meyers
X-3: Kevin & Cathy Anthony
X-4: Doc Lambert & David Gill
X-5: Red Greenfeder & Carlanne Hickman
X-6: Glenda McMahan & Donna Forsythe
X-7: Larry & Sylvia Hoaldridge
X-8: Doug Shilen & Donald Hickman
X-9: Don Littlefield & Jason Blocker
X-10: Fred Proctor & Rick Watson
X-11: RCD / BRCC
X-12: RCD / BRCC

Auto Tech Inspection: David Gill
Charity: Sylvia Hoaldridge
Corners: Richard Downing
Course Setup: Doug McMahan & Committee
Equipment Trailer: Hector Sandoval
Hospitality: Sherry Michener
Network/Printing: Kevin Anthony
Oval Laps: Karen Watson
Pre-Staging: Red Greenfeder
Registration: Carlanne Hickman
Rig Parking: Steve & Dollie Hunley
Staging: Rick Garabedian?
Starter: Scott Wheeler
Sat. Night Dinner: Ina & Philip Kennedy
Timing: Candy Beck
Timing Boards: Glenda McMahan
Timing Equipment: Donn Beck
TMS Coordinator: Rick Garabedian

**50/50 CHARITY
RAFFLE &
AUCTION DONORS**



INDIVIDUALS:

Sylvia Hoaldridge
Bernyce Molenda
Sharon Zschirnt



Check-in and Tech



Event check-In and tech will open on Friday, September 14, 2012, at Texas Motor Speedway's *NEXTEL* Cup Garage - from 6:30 p.m. to 9:00 p.m.

All entrants must present a current driver's license and verify NCCC number and car classification. If we have incorrect information, you may not receive points.

Car numbers will be assigned at registration. Numbers 1 – 10 are reserved for the top 10 NCCC members of the Southwest Region (SWR) for the previous competition year. The remaining numbers are assigned on a first come - first serve basis unless SWR permanent numbers are used.

Registration will provide each entrant a Tech Inspection Sheet and an information package for the weekend.

Insurance Waiver Forms



Don't FORGET YOUR EVENT WRISTBAND - good for all weekend

Every Person attending this Event is required to **sign two Insurance Waivers**

The 1st WAIVER you sign (at the infield gate—#8) is for TMS. *Once you sign this Waiver you will be provided with a wristband which will get you into TMS for the remaining time; without being required to sign another waiver. **PRINT LEGIBLY!!!***

The 2nd WAIVER is for the NCCC EVENT; which will be located at Registration and at the Driver's Meetings. If you do not sign this waiver, you will not receive NCCC competition or worker points. As the RCD states, if we cannot read your name on the waiver - you didn't sign it - **PRINT on the left & sign it clearly!**

Overnight Storage for your Car and/or Rig

As in the past, rigs and cars can be left inside TMS on Friday and Saturday nights. People are not allowed to remain inside the track beyond the closure of the facility. Motor homes can be moved to the parking lot at the Fort Knox Building (outside the track) for the night.



Tech Inspection

All cars must be teched, including cars which will only be participating in the TMS Oval Laps on Sunday Morning.

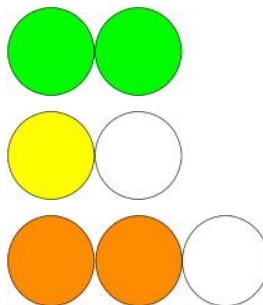
Tech will open on Friday, September 14, 2012, at the *NEXTEL* Cup Garage at Texas Motor Speedway, from 6:30 to 9:00 p.m. On Saturday and Sunday, Tech will be open from 7:00 to 7:30 a.m. in the *NEXTEL* Cup Garage.

Present your Tech Inspection Form (filled-out) to the Tech Inspector. Be prepared for a complete tech inspection - all safety items will be checked in accordance with the current NCCC rulebook. There will be no class changes after cars have been teched, unless the car breaks and the break is verified by Tech. **NOTE: SIGN THE TECH FORM!**

Entry / Car Numbers must be attached to both sides of the car. Numbers must be at least 6 inches high (see NCCC Rule Book).

Upon completion of tech, each car will have a tech inspection sticker for each driver placed on the windshield / windscreen. It is important that the correct sticker be attached to the car, please double-check your sticker and information. This will greatly aid the staging coordinator in staging and run-order for the event.

<u>Group</u>	<u>Color</u>
Novice	Red
IS / I	Green
II	Yellow
III/RP/X	Orange
Ladies	White



Examples:

- A group I car with two male drivers would have 2 Green tech stickers
- A group III car with one male driver and one female driver would have 1 Orange and 1 White sticker.
- A group II car with one male and two female drivers would have 1 Yellow and 2 White Stickers.
- Novice drivers who qualify for an "Instructor" to ride in their vehicle, will be identified - this will be in accordance with the current NCCC rule book. These cars will also be teched for appropriate safety equipment for the passenger as well as the driver.

Event Run Order

There will be a Course Parade Lap on Saturday (on Sunday for new drivers only). You are also allowed to walk the track prior to the Drivers Meeting either day.

A large course map will be posted in the Staging Area. Each event will consist of two runs per participant. An entrant does not have to make both runs. However, all entrants will make their runs during the time slotted for their group to run. Some allowance will be made for breakdowns, however; the runs will be completed during the session that they are scheduled.

Runs within an event are not continuous (back-to-back). After you make a run, return to the starting grid for staging of your next run. After you have completed all of your runs for that event, return your car to the staging grid for the next event and/or next driver.

Do not stop your car in the “slow down area” (after the finish line) at the end of the course. If you do, the car behind you may not be able to complete a good run, as there will be less than 30 seconds between each car and typically 3 cars on the track at one time. Slow down and exit the road course as instructed at the Driver’s Meeting.

Notes:

1. Do not talk to the timing personnel (in the timing trailer) nor the workers posting times on the timing boards. If you have an issue needing attention, please contact the Event Coordinator or the Event Chairperson. All times will be posted as soon as possible. Location of the results will be announced at the Driver’s Meeting. Interfering with a course worker will result in a DNF for that event.
2. Do not cross the line of cones that separate the starting area from the finish area - this will result in an automatic DNF.
3. No jacking of cars on the track surface. Fluid other than water will not be allowed on the track surface. If your car leaks oil, transmission fluid, brake fluid, etc., you will not be allowed on the track.
4. All spills must be cleaned up immediately. Speed dry and brooms will be available in the Club trailer.



Run Order for the Weekend

Autocrosses 1 thru 12 will be run in the same order - no back-to-back runs; as shown below:

Autocross	Group	Color	Run #
1 - 12	Novice	Red	1 & 2
	IS / I	Green	1 & 2
	II	Yellow	1 & 2
	III/RP/X	Orange	1 & 2
	Ladies	White	1 & 2

Staging



Staging will be clearly marked and all entrants will be assigned a staging lane. You will park / stage in the same lane all day. Burnouts are not allowed anywhere inside the Speedway. Speed limit in the staging area is 5 MPH. Speeding in the staging area or other areas of the Speedway may result in the Speedway Officials asking us to leave the facility. ***SPEEDING AND/OR BURNOUTS ARE NOT PERMITTED.***

After each run, return your car to the same staging lane that you have been assigned, regardless if it is for your next run or for the next driver. Staging lanes have been assigned based on group and the number of drivers. You **MUST** return to your assigned staging lane after your run. If you have received a re-run, you must return to Lane Zero for a re-run; do not return to the starting line at the infield track.

Multiple Drivers: When we have been able to determine that a car has multiple drivers, it has been assigned a lane accordingly. If your car has one driver, it will be assigned a lane with other one driver cars. Likewise, if your car has two or three drivers, it will be assigned a lane with other cars with the same number of drivers. If you have been assigned a lane that doesn't match the number of drivers for your car, please contact the Staging Coordinator immediately.

If your car breaks and you find another ride, please get with staging so that the Vette can be moved (if necessary) to a lane which matches the quantity of the current drivers.

As a group completes their scheduled runs, the next group may start entering the staging area as space becomes available - please watch for directions from the Staging personnel. On Saturday and Sunday, we will be utilizing the South Paddock and a final staging area (by group) before the cars are brought up to the starting line.

We will make one announcement for the group to enter the final staging area and one last call for runs for each event. Once the timing file has been closed for a session and the first car has started for the next event, you will not be allowed to make a run for a previous event.

Posting of Run Times

Run times will be posted as soon as possible after each run. If you disagree with the posted results, please contact the Event Chairperson for that event, or the Event Coordinator - do not interfere with the person posting the time slips. The person posting times only has what the Timing System printed as a result of your run and/or penalties, they have no knowledge of the details of your run. A digital timing board will be setup at the Finish Line for entrants to view their raw times before returning to the staging area.

Cones / Penalty / Red Flags

Marked Cones: Each marked cone that is hit and knocked out of the marked area will result in a 2-second penalty. This includes all cones before the Start and after the Finish. Additional DNF penalties will be assessed for cones separating lanes of traffic entering and exiting the course.



Non-marked cones - no penalty, except for those cones marking the entrance and exit to the course - again, those will result in a DNF.

The TMS infield course has side roads for alternate course layouts which may be coned off, however; they may not be marked - if you go thru these cones, you will receive a DNF for that run, for being off-course. If in question on the course roads being used in this event, please refer to one of the Official Course Layout / Maps.

Off-Course / Did Not Finish: The following will result in a DNF for a run:

- Three wheels off the course or track
- Driving down a road that is not part of the layout for that event

Note: A re-tech of your car will be required after a DNF - prior to being allowed to make another run.

Red Flag: The safety of many people depends upon the instant obedience of flag signals. **The red flag denotes “Danger, STOP AT ONCE” in a safe position.** As a driver, if you are RED FLAGGED during a run, you **MUST** stop at once in a safe position. If you fail to stop after being flagged down, you will be disqualified from the event.



IMPORTANT NOTE:

If you come in contact with any of the timing equipment (i.e. lights, display, cables, etc.), you have bought yourself a souvenir of the event and will be required to pay for or replace the damaged equipment.

Laps Around the Texas Motor Speedway Oval

Weather permitting, we will have approximately one hour to run laps around the TMS Oval, on Sunday morning. If you wish to run laps, you need to stage your car at the North end of the infield road starting at 7:15 am. **The laps start at 7:30 AM - the left staging lane is for 2-driver Vettes; the right lane 1-driver Vettes.** Once you complete your laps, please proceed back to the NEXTEL staging area to prepare for the events; which will follow the 8:30 am Driver's meeting (which will be held in that location).

Hospitality

Hospitality will be open on Friday night from 6:00 p.m. to 10:00 p.m. at the host hotel, the Hampton Inn and Suites. On Saturday evening, dinner will be served at the Hampton Inn starting at 6:30 p.m. Depending on the Event Package you pre-registered for, the meal for participants may not be included. The meal was included prior to Aug. 11th and offered at an additional cost, until Sep. 10th. Additionally, dinners for any guests was to be pre-paid by Sep. 10th.



Saturday evening will also be a time for awards, dinner, fun with friends, and last but not least, the charity raffle benefiting the **North Texas Kidney Foundation**; so, don't forget to buy lots of raffle tickets for some of the great items that will be in this raffle.

Cowtown Vettes extends our wishes that you will enjoy a great competition and social weekend as our guests.

Victory Circle will be Open for Pictures


Bring your Camera - Victory Circle will be open for you to take pictures of you and/or your Car on Sunday from 10:00 AM to 2:00 PM



Concessions

The TMS Concessions will be open from 10:00 am to 2:00 pm, Saturday and Sunday to the public for the purchase of food and beverages.

TMS Infield Map



Local Information

Texas Motor Speedway / Alliance Airport Area

Exit 70 (I-35W @ Hwy 114 - SE corner)

Shell Gas Station
Subway
Waffle House

2 mi East on Hwy 114 @ Litsey Rd

Seven 11
U-Haul
Waffle House


3 mi East on Hwy 114 Denton Hwy / 377

Albertson's Grocery Store
AutoZone
Chase Bank
Chili's Restaurant
Dickey's Barbecue Pit
Donut Paradise
Home Depot
Just Brakes
McDonald's
Metro PCS
National Tire & Battery
Payless Shoes
Pizza Hut / Wing Street
Sonic
Subway
Super Walmart
Taco Bueno
Taylor Quinn Eye Care
Valero Gas Station
Wachovia Bank
Wendy's
Wings 21



Exit 66 Westport Pkwy (NW corner)

Apex Medical Group
Family Care Center
Fort Worth Police Substation
Fortuna Pizza & Pasta
Mobil Gas Station
Schlotzsky's
Snooty Pig Café
Sonny Bryan's Smokehouse
Subway
Taco Bueno
Wendy's



Exit 65 Hwy 170 (SE corner)

IHOP
McDonald's
Pilot Truck Stop
Subway

Exit 63 Heritage Trace Pkwy (East)

Best Buy
Cheddar's Restaurant
Don Taco Fresh Mex Grill
Donuts
Jason's Deli
JC Penney's
McDonald's
Sam Moon
7-11
Subway
Wells Fargo Bank
Which Wich Sandwiches



...lots of shopping here and further south

16th ANNUAL SUPER SPEEDWAY WEEKEND



WELCOME

SPONSOR MEMBERS



SPONSOR MEMBERS



FUNCTIONAL CHAIRPERSONS:

- Auto Tech: David Gill
- Charities: Sylvia Hoaldring
- Corners: Richard Downing
- Course: Doug McMahon & Team
- Dinner: Ina & Philip Kennedy
- Equipment: Hector Sandoval
- Hospitality: Sherry Michener
- Network: Kevin Anthony
- Oval Laps: Karen Watson
- Pre-Staging: Rod Greenfeder
- Registration: Carianne Hickman
- Rig Parking: Steve & Dottie Hunley
- Staging: Rick Garabedian
- Starter: Scott Wheeler
- Timing: Candy Beck
- Timing Boards: Glenda McMahon
- Timing Equipment: Denn Beck

GATE 8
Enter/Exit
the infield

CORVETTE RACING



SUNDAY:

7:00 AM - TMS Gates Open
7:00 to 7:30 AM - Entrant Check-In & Tech at the TMS / NEXTEL GARAGE (1F9)
7:30 to 7:45 AM - Course Walkthrough
7:45 to 8:00 AM - Oval Laps: Staging at the North Paddock
8:00 AM - Driver's Meeting (NEXTEL Garage)
Course Parade Laps Following the Driver's Meeting (est. 8:45 AM)
1st Car Out Following Parade Laps (est. 8:30 AM)
10:00 AM - 2:00 PM - Victory Lane Open for Photos

SATURDAY:

7:00 AM - TMS Gates Open
7:00 to 8:00 AM - Entrant Check-In & Tech at the TMS / NEXTEL GARAGE (1F9)
8:00 to 8:15 AM - Course Walkthrough
8:15 to 8:30 AM - Driver's Meeting (NEXTEL Garage)
Course Parade Laps Following the Driver's Meeting (est. 8:15 AM)
1st Car Out Following Parade Laps (est. 8:30 AM)
8:30 AM - Charity Raffle Drawing to benefit the NORTH TEXAS KIDNEY FOUNDATION
8:00 PM - Southwest Region Governor's Meeting (Host Hotel)

FRIDAY:

6:30 to 10:00 PM - Hospitality at the Host Hotel
6:30 to 9:00 PM - Entrant Check-In & Tech at the TMS / NEXTEL GARAGE (1F9)

NOTICE:

HAVE YOU SIGNED THE NCCC EVENT WAIVER FOR THIS EVENT?
IT IS NOT THE SAME WAIVER THAT YOU SIGNED WHEN YOU ENTERED THE GATES HERE AT TEXAS MOTOR SPEEDWAY



NOTE: Placement of Corners, Obstacles, Start & Finish Lines, etc. are a "close representation" - actual quantity and placement may vary. Yellow Corners on map may or may not exist - they are features of 1988, and part of our course.



***The Members of
Cowtown Vettes
Thank You for joining
Us for a great weekend
Of Competition, Fun &
Camaraderie!***

***We look forward to
seeing you next year for
CTV's 17th Annual Super
Speedway Weekend!***